

A top-down view of a person swimming in a pool. The water is a vibrant turquoise color. The person's head and one arm are visible above the surface. At the bottom of the frame, a white cylindrical object, which is a counter-current turbine, is partially submerged. The overall scene conveys a sense of active swimming.

SWIMEO

S W I M W I T H O U T L I M I T S

Turn your home pool into a real swimming pool

COUNTER-CURRENT SWIMMING TURBINES



 SIREM

DISCOVER OUR COUNTER-CURRENT SWIMMING TURBINES

for new or existing pools

MADEINFRANCE

SWIMEO is a range of counter-current swimming jets for amateurs (S250) and experienced swimmers (S400 & X400). Unlike counter-current swimming jet pumps that offer limited power and uncertain reliability, Swimeo is a fully immersed counter-current swimming turbine that is both silent and reliable.

SWIMEO turbines are recommended for competitive and amateur swimmers looking for a private pool swimming solution to supplement their regular training in large pools or open water. The S250 and the X250 are appreciated by amateur swimmers (reference time: 1'55"/100m) while the S400 and X400 versions are suitable for sport swimmers (reference time: 1'30"/100m).



POWERFUL

The powerful motorisation combined with the specific design of the diffuser's grille generates a "river" flow that all swimmers will find enjoyable.



MAXIMUM COMFORT

Swimeo offers a wide and encapsulating flow offering maximum swimming comfort.




SIMPLE INSTALLATION

All our products can be easily installed and assembled thanks to our technical guides.


COMFORT AND PERFORMANCE

SWIMEO offers the best flow power / comfort ratio.

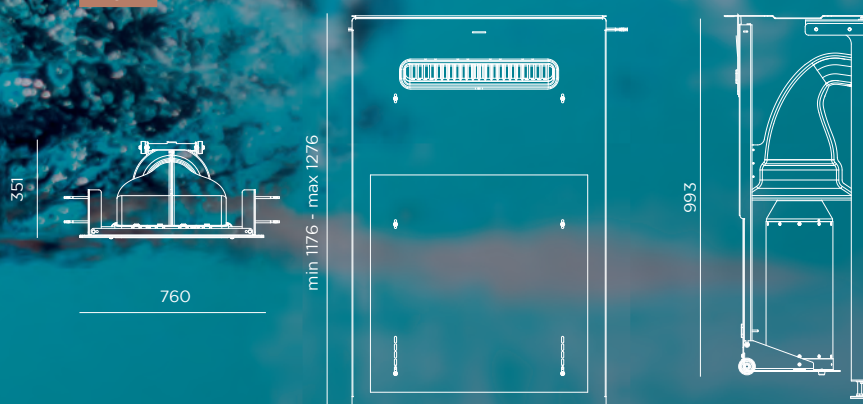
The wide flow improves body stability in the water and provides more tolerance for lateral movements. SWIMEO allows the swimmer to move around inside the flow without any feeling of a lower flow power.



S MODEL



X MODEL



All turbines in the Swimeo range are controlled either by a wireless remote control or via the app.

X MODEL



Recommended for new construction projects, the X model is a **flush-mounted** model. It comes with an integration kit and a grille that perfectly conceals the turbine in the pool.



THE BENEFITS

- + Discreet & stylish
- + Guided installation
- + Powerful
- + No risk of leakage

Flow power

REF. X250: 250m³/h - REF. X400 : 400m³/h

Power supply

230V via the control box

Electrical power

REF. X250: 1100W - REF. X400: 1600W

Control

Android & IOS smartphone app + 2 waterproof remote controls

Dimensions of the product

H 1176 x L 760 x W 400 mm

Space needed

H 1200 x L 700 x W 400 mm

Dimensions of the power supply

H 565 x L 275 x W 170 mm



DOWNLOAD THE SWIMEO APP ONTO YOUR SMARTPHONE

Control the Swimeo turbines and create your own training programmes. The programmes allow you to vary the intensity of the flow over time




S MODEL



It has a futuristic, functional design.

The positioning of the inlets and the hydrodynamic shape of the appendages have been designed to offer the best performance/comfort/price ratio on the market.



THE BENEFITS

- + Adaptable
- + Design
- + Compact
- + Easily installed

Flow power

REF. S250: 250m³/h - REF. S400: 400m³/h

Power supply

230V via the control box

Electrical power

REF. S250: 1100W - REF. S400: 1600W

Control

Android & IOS smartphone app + 2 waterproof remote controls

Dimensions of the product

H 1000 x L 382 x W 518 mm

Dimensions of the power supply

H 565 x L 275 x W 170 mm



Programmable

Thanks to the smartphone application, which allows you to create custom training programmes.



Compact

Only 34 cm thick for the X model, 38cm for the S model.



Ultra-silent

No noise perceived by the swimmer.



Tranquillity

No drilling of walls and no maintenance required.



WOULD YOU LIKE TO SEE SWIMEO IN ACTION?



Visit our website
to learn more.

www.swimeo.sirem.fr



DO YOU HAVE A QUESTION?

WE'RE HERE TO HELP.



swimeo@sirem.fr

+33 (0)4 78 55 83 08

3 Chemin du Pilon 01700 Saint-Maurice-de-Beynost FRANCE